

MOTOR INDUSTRY PENSION FUND
ANNUAL FINANCIAL STATEMENTS
FOR THE YEAR ENDED 31 DECEMBER 2024

Now, for tomorrow



Motor Industry Pension Fund

Financial Statements for the year ended 31 December 2024

General Information

Country of incorporation and domicile	Zimbabwe
Nature of business and principal activities	Provision of Employee Benefits.
Board of Trustees	Mswaka B. (Independent Chairperson) Siziba N G (Independent Vice Chairperson) Tsimba S (Employer Representative) Munikwa T (Employer Representative) Mushore P (Employer Representative) Dururu C (Employee Representative) Mazamindo M (Employee Representative) Chikura J (Independent Board Member) Mukanga ET (Independent Board Member)
Principal Officer	Manhika R
Registered Office	Motor Industry House 77 Central Avenue Harare
Bankers	First Capital Bank (Zimbabwe) Limited FBC Bank Limited Standard Chartered Bank (Zimbabwe) Limited
Auditors	Baker Tilly Chartered Accountants (Zimbabwe) 15 Connaught Road, Avondale Harare
Actuaries	African Actuarial Consultants Ground Floor, Block 6, East Wing Celestial Park Borrowdale Road Harare

Motor Industry Pension Fund

Financial Statements for the year ended 31 December 2024

Contents

	Page
Board of Trustees Responsibilities and Approval	3
Independent Auditor's Report	4 - 6
Statement of Income and Expenditure	7
Statement of Financial Position	8
Statement of Changes in Funds	9
Statement of Cash Flows	10
Accounting Policies	11 - 15
Notes to the Financial Statements	16 - 34

These financial statements have been prepared in the Zimbabwe Gold (ZWG). The presentation fulfills the requirements of the Monetary Policy Statement.

Motor Industry Pension Fund

Financial Statements for the year ended 31 December 2024

Board of Trustees Responsibilities and Approval

The Board of Trustees has to responsibility to ensure that the Fund maintains adequate accounting records and is responsible for the content and integrity of the financial statements and related financial information included in this report. It is its responsibility to ensure that the financial statements fairly present the state of affairs of the Fund as at the end of the financial year and the results of its operations and cash flows for the period then ended, in conformity with International Financial Reporting Standards. The external auditors are engaged to express an independent opinion on the financial statements.

The financial statements have been prepared by management in accordance with the Pension and Provident Funds Act [Chapter 24:32] as read with the Pension and Provident Funds Regulations [S.I 323 of 1991] and Pension and Provident Funds [Amendment Regulations, 2020 {S.I 91 of 2020}. The financial statements are also prepared in accordance with International Financial Reporting Standards and are based upon appropriate accounting policies consistently applied and supported by reasonable and prudent judgements and estimates.

The financial statements are prepared with the aim of complying fully with the financial reporting provisions established by the Monetary Policy Statement (MPS) of 6 February 2025.


The Trustees acknowledge that the board is ultimately responsible for the system of internal financial control established by the Fund and place considerable importance on maintaining a strong control environment. To enable the committee to meet these responsibilities, the Board of Trustees sets standards for internal control aimed at reducing the risk of error or loss in a cost-effective manner. The standards include the proper delegation of responsibilities within a clearly defined framework, effective accounting procedures and adequate segregation of duties to ensure an acceptable level of risk. These controls are monitored throughout the Fund and all employees are required to maintain the highest ethical standards in ensuring the Fund's business is conducted in a manner that in all reasonable circumstances is above reproach. The focus of risk management in the Fund is on identifying, assessing, managing and monitoring all known forms of risk across the Fund. While operating risk cannot be fully eliminated, the Fund endeavors to minimize it by ensuring that appropriate infrastructure, controls, systems and ethical behavior are applied and managed within predetermined procedures and constraints.

The board is of the opinion, based on the information and explanations given by management, that the system of internal control provides reasonable assurance that the financial records may be relied on for the preparation of the financial statements. However, any system of internal financial control can provide only reasonable, and not absolute, assurance against material misstatement or loss.


The board is satisfied that the Fund has access to adequate resources to continue in operational existence for the foreseeable future.

The external auditors are responsible for independently auditing and reporting on the Fund's financial statements. The financial statements have been examined by the Fund's external auditors and their report is presented on pages 4 to 6.

The financial statements set out on pages 7 to 34, which have been prepared on the going concern basis, were approved by the Board of Trustees on and were signed on their behalf by:



Chairperson
Mswaka B.



Principal Officer
Manhika R.

Prepared by the supervision of:



Francis T. Zindere (RPA, FCIS)
Consultant [PAAB No: 2122]

Independent Auditor's Report

To the Trustees of Motor Industry Pension Fund

Report on the Audit of the Financial Statements

Opinion

We have audited the financial statements and supplementary information of the Motor Industry Pension Fund, as set out on pages 7 to 34, which comprise the statement of financial position as at 31 December 2024, statement of income and expenditure, statement of changes in funds, statement of cash flows and notes to the financial statements, including a summary of significant accounting policies.

In our opinion, the translated financial report of Motor Industry Pension Fund as at December 31 2024 is prepared, in all material respects, in accordance with the financial reporting provisions established by the Monetary Policy Statement (MPS) of 6 February 2025.

We are the auditors of the Fund and rendered our opinion of the underlying annual financial statements that were used to prepare the translated financial report. Our opinion thereon derived from the audited financial statements of the USD denominated Fund and the ZWG denominated Fund in all material respects, give a true and fair view of the financial position of the Motor Industry Pension Fund as at 31 December 2024 and the financial performance and cash flows for the period then ended in accordance with the Pension and Providence Funds Act (Chapter 24:09) as read with the Pension and Provident Funds Regulations (S.I 323 of 1991) and Pension and Provident Funds (Amendment) Regulations.

Basis for Opinion

We conducted our audit in accordance with International Standards on Auditing (ISAs). Our responsibilities under those standards are further described in the Auditor's Responsibilities for the audit of the financial statements section of our report. We are independent of the Motor Industry Pension Fund in accordance with the International Ethics Standards Board for Accountants (IESBA Code) together with the ethical requirements that are relevant to our audit of financial statements in Zimbabwe and we have fulfilled our other ethical responsibilities under these ethical requirements and IESBA Code. We believe that the audit evidence we have obtained is sufficient and appropriate to provide a basis for our opinion.

ADVISORY • AUDIT • TAX • ACCOUNTING

Baker Tilly Chartered Accountants trading as Baker Tilly is a member of the global network of Baker Tilly International Ltd., the members of which are separate and independent legal entities.

Key Audit Matters

We have determined that the following is a key audit matter:

	Key Audit Matter	How our audit addressed the key audit matter
1.	Hyperinflation Accounting (High risk area and significant judgement) Following the hyperinflationary economy for the period 01 January 2024 to 05 April 2024 management also evaluated and determined the economy of Zimbabwe to be hyperinflationary. Motor Industry Pension Fund applied the requirements of IAS 29 – Financial reporting in Hyperinflationary Economies. Hyperinflationary accounting was determined to be a matter of most significance to the audit due to high risk and the significance of the balances and transactions, and the complexity and subjectivity relating to the application of the Standard. IAS 29 requires significant judgments to be made by management considering the guidelines provided in IAS 29 are limited. The adoption of the Standard makes this a high-risk area, the accounting is prone to errors in calculations and application of the Standard.	<p>We obtained an understanding of the process for identifying hyperinflationary economies and evaluated the policy in relation to hyperinflation accounting. Our audit procedures included, among others:</p> <ul style="list-style-type: none">• We assessed whether disclosures in the financial statements appropriately reflected the effects of the adoption of IAS 29.• We assessed and tested the indicators of hyperinflation on the Zimbabwean economy by corroborating these with industry report and our own understanding of the economy;• We recomputed and tested the hyperinflation workings prepared by management by evaluating the rationale for the economic indicators included (such as the inflation rate, cumulative inflation rate, consumer price indices from various sources).• We tested the source data used by agreeing it to supporting schedules.• We assessed the reasonability of the assumptions used by comparing these to externally available industry, financial and economic data; and;• We tested restatement of statement financial position and income statement items for compliance to the requirements of IAS 29. <p>We found that the inflation adjusted financial statements have been properly restated in terms of IAS 29.</p>

Other Matters

Without further qualifying our opinion, we draw attention to Note 1 which provides details of the change in functional currency from the ZWL Fund to ZWG Fund. The opening balances were translated and included in the respective elements of the financial statements at the official applicable exchange rates and as described in Note 1.

We also draw attention to Note 1 which describes the fact that the Financial Statements for the year ended 31 December 2024 are results of consolidation of results of the period from 01 January 2024 to 05 April 2024 and the period from 06 April 2024 to 31 December 2024. These two accounting periods had different currencies. The consolidation aims to achieve the requirements of the regulatory authorities.

Responsibility of Trustees for the Financial Statements

The Trustees are responsible for the preparation and fair presentation of these financial statements in accordance with the International Financial Reporting Standards. This responsibility includes: designing, implementing and maintaining internal control relevant to the preparation of financial statements that are free from material misstatement, whether due to fraud or error; selection and applying appropriate accounting policies; and making accounting estimates that are reasonable in the circumstances.

Auditor's Responsibilities for the Audit of the Financial Statements

The objectives of our audit are to obtain reasonable assurance about whether the financial statements as a whole are free from material misstatement, whether due to fraud or error, and to issue an auditor's report that includes our opinion. Reasonable assurance is a high level of assurance, but is not a guarantee that an audit conducted in accordance with ISAs will always detect a material misstatement when it exists. Misstatements can arise from fraud or error and are considered material if, individually or in the aggregate, they could reasonably be expected to influence the economic decisions of users taken on the basis of these financial statements.

As part of an audit in accordance with ISAs, we exercise professional judgment and maintain professional skepticism throughout the planning and performance of the audit. We also:

- Identify and assess the risks of material misstatement of the financial statements, whether due to fraud or error, design and perform audit procedures responsive to those risks, and obtain audit evidence that is sufficient and appropriate to provide a basis for our opinion. The risk of not detecting a material misstatement resulting from fraud is higher than for one resulting from error, as fraud may involve collusion, forgery, intentional omissions, misrepresentations, or the override of internal control.
- Obtain an understanding of internal control relevant to the audit in order to design audit procedures that are appropriate in the circumstances, but not for the purpose of expressing an opinion on the effectiveness of the entity's internal control.
- Evaluate the appropriateness of accounting policies used and the reasonableness of accounting estimates and related disclosures made by Trustees.
- Conclude on the appropriateness of Trustees' use of the going concern basis of accounting and, based on the audit evidence obtained, whether a material uncertainty exists related to events or conditions that may cast significant doubt on Motor Industry Pension Fund ability to continue as a going concern. If we conclude that a material uncertainty exists, we are required to draw attention in our auditor's report to the related disclosures in the financial statements or, if such disclosure is inadequate, to modify our opinion. Our conclusions are based on the audit evidence obtained up to the date of our auditor's report. However, future events and conditions may cause Motor Industry Pension Fund to cease to continue as a going concern.
- Evaluate the overall presentation, structure and content of the financial statements, including the disclosures, and whether the financial statements represent the underlying transactions and events in a manner that achieves fair presentation.
- Obtain sufficient appropriate audit evidence regarding the financial information of the entities and business activities within Motor Industry Pension Fund to express an opinion on the financial statements. We are responsible for the direction, supervision and performance of Motor Industry Pension Fund audit. We remain solely responsible for our audit opinion.
- We communicate with committee Trustees regarding, among other matters, the planned scope and timing of the audit and significant audit findings, including any significant deficiencies in internal control that we identify during our audit.

We also provide Trustees with a statement that we have complied with relevant ethical requirements regarding independence and communicate with them all relationships and other matters that may reasonably be thought to bear on our independence, and where applicable, related safeguards.

Report on other legal and regulatory requirements

As at 31 December 2024 and based on the translated financial statements, the Pension Fund was compliant with the Insurance and Pensions Commission (IPEC) circular 2 of 2022, regarding the prescribed investment portfolio thresholds. We have nothing further to report on this matter.




.....
Practising member: Tapiwa Murambinda
PAAB Practising Number: 0623
Baker Tilly Chartered Accountants (Zimbabwe)
15 Connaught Road, Avondale
Harare, Zimbabwe

Date: 28 May 2025

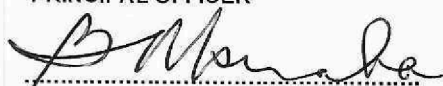
PENSION AND PROVIDENT FUNDS ACT (Chapter 24:09)

MOTOR INDUSTRY PENSION FUND
[Zimbabwe Dollars (ZWG) Fund]STATEMENT OF FINANCIAL POSITION
As at 31 December 2024

		Current Year	Prior Year
	Notes	Dec 2024	Dec 2023
		ZWG	ZWG
Assets			
Non current assets			
Property and equipment	5	6 259 156	1 328 308
Investment property	6	361 070 715	194 078 088
Financial assets at fair value through profit or loss	7	514 313 450	200 322 399
		<u>881 643 321</u>	<u>395 728 795</u>
Current assets			
Trade and other receivables	8	28 578 620	13 154 661
Cash and cash equivalents	9	39 256 022	20 015 532
		<u>67 834 642</u>	<u>33 170 193</u>
Total assets		<u>949 477 963</u>	<u>428 898 988</u>
Reserves and liabilities			
Reserves			
Accumulated funds	4	915 308 744	423,866,406
Liabilities			
Current liabilities			
Pending exits	10	2 531 800	872 125
Other payables	11	8 323 133	4 160 456
		<u>10 854 933</u>	<u>5 032 582</u>
Total reserves and liabilities		<u>926 163 677</u>	<u>428 898 988</u>



PRINCIPAL OFFICER



CHAIRMAN OF TRUSTEES



INDEPENDENT AUDITOR

PENSION AND PROVIDENT FUNDS ACT (Chapter 24:09)

MOTOR INDUSTRY PENSION FUND

STATEMENT OF PROFIT OR LOSS AND OTHER COMPREHENSIVE INCOME

For the year ended 31 December 2024

	Notes	Current Dec 2024 ZWG	Prior Dec 2024 ZWG
Income			
Contributions	12	88 140 027	49 905 290
Transfer from other funds		-	5,017
Investment income	13	86 925 597	41 123 419
Fairvalue gain/(loss) on financial assets	14	53 427 315	68 398 799
Fairvalue gain on properties	15	540 126 873	212 040 365
Other income/(Loss)	17	(225,938,901)	6 168 748
Net surplus on sale/redemption of investments	16	-	345 516
Total income		542 680 913	377 987 154
Expenditure			
Benefits	18	17 855 831	9 682 612
Transfer to other funds	18	338 820	398 576
Fairvalue loss on financial assets	16	292 039	-
Investments Written Down	17	7,911,910	311 732
GLA premiums		4 010 717	2 862 796
Other operating expenses	19	27 175 196	11 953 428
Total expenditure		57 584 513	25 209 143
Surplus for the year		485 096 400	352 778 011
Total comprehensive income		485 096 400	352 778 011

PENSION AND PROVIDENT FUNDS ACT (Chapter 24:09)

MOTOR INDUSTRY PENSION FUND

STATEMENT OF CHANGES IN FUNDS

As at 31 December 2024

	Accumulated Fund ZWG	Revaluation Reserve ZWG	TOTAL Fund ZWG
<u>Prior Year</u>			
Opening balance as at 1 January 2023	70 699 752	-	70 699 752
Total surplus for the year 2023	352 778 011		352,778,011
Revaluation Reserve		388 643	388 643
Closing balance as at 31 December 2023	423 477 763	388 643	423 866 406
<u>Current Year</u>			
Total surplus for the year 2024	485 096 400	-	485 096 400
Revaluation Reserve	-	6 345 937	6 345 937
Closing balance as at 31 December 2024	908 574 156	6 734 580	915 308 744

PENSION AND PROVIDENT FUNDS ACT (Chapter 24:09)

MOTOR INDUSTRY PENSION FUND

STATEMENT OF CASHFLOWS

For the year ended 31 December 2024

	2024	2023
	CURRENT	PRIOR
	ZWG	ZWG
Cashflow from Membership Activities		
Cash received from contributions	115 978 010	46 301 716
Benefits paid	(22 360 037)	(9 108 056)
Cash transferred from other funds	-	5 017
Cash transferred to other funds	-	(398 576)
Net cash flows from membership activities (V)	93 617 973	36 800 102
Cashflows Collected from Other operating Activities		
Other operating income	3 650 072	448 909
Cash paid to suppliers		
Actuarial fees	(257 371)	(120 876)
Administration expenses	(4 869 923)	(1 957 569)
Audit fees	(390 764)	(126 903)
Legal fees	(711 175)	(66 293)
Levies & subscriptions paid	(574 031)	(400 350)
Cash paid to employees		
Staff expenses	(12 370 369)	(5 552 011)
Board expenses	(2 388 150)	(629 064)
Fines and penalties paid	-	(1 869)
Other operating expenses (specify):		
GLA Premiums	(7 667 849)	(2 597 618)
Bank Charges	(549 259)	(197 098)
Consultancy	(321 809)	(186 722)
Net cashflow from other operating activities (W)	(26 450 628)	(11 387 464)
Cashflow from Investing Activities		
Purchase of operating assets	(321 116)	(703 347)
Purchase of investment property	(39 285 400)	(403 106)
Purchase of financial assets	(34 247 754)	(40 361 538)
Proceeds from sale of operating assets	-	-
Proceeds from sale of investment property	3 616 650	9 059 001
Proceeds from sale of financial assets	13 748 096	685 941
Investment expenses paid	(1 982 661)	-
Property expenses paid	(3 783 551)	(2 166 800)
Rent received	13 375 283	7 382 254
Interest received	2 712 206	733 054
Dividends received	7 919 144	3 304 710
Investment management fees paid	(47 135)	(783 784)
Other investing activities (specify):		
Investment in Loans & Money Market	(22 483 197)	1 980 300
Inflation Effects on Cash Balances	-	(1 009 661)
Net cash inflows/ (outflows) from investing activities (X)	(60 779 436)	(22 282 976)
Net cash inflow / (outflow) for the year (V+W+X) =Y	6 387 909	3 129 662
Cash and cash equivalents at the beginning of the year	27 840 576	12 712 054
Effects of exchange rate changes on cash and cash equivalents	5 027 537	4 173 816
Cash and cash equivalents at the end of the year	39 256 022	20 015 532

ANNEXURE D

ZWL Fund

Membership Statistics for the year ended 31 December 2024

	In Zimbabwe		Outside Zimbabwe	
	2024	2023	2024	2023
1. Number of principal members at beginning of year	50 124	51 718		
Number of beneficiaries at the beginning of the year	13	13		
TOTAL	50 137	51 731	-	-
2. Principal Membership as at end of year	2024	2023	2023	2022
(a) new entrants for the year	844	841		
(b) active members ¹	6 999	7 595		
(c) deferred pensioners	42 041	41 539		
(d) pensioners ²	129	127		
(e) suspended pensioners ³	21	22		
(f) members with unclaimed benefits ⁴	-	-		
(g) transfers in ⁵	-	-		
Total Membership as at end of year	50 034	50 124	-	-
3. Beneficiaries as at end of year				
(a) Pensioners:				
Surviving Spouse	9	9		
Children	2	2		
Other dependants				
(b) Suspended pensioners:				
Surviving Spouse				
Children	2	2		
Other dependants				
Total Beneficiaries as at end of year	13	13	-	-
4. Exits as at end of year⁶				
(a) Transfers out ⁷	177	1 808		
(b) Full commutations	-	12		
(c) Death	22	25		
(d) Other	735	590		
	934	2,435	-	-

NOTES

1. This figure excludes new entrants for the year¹
2. This figure excludes suspended pensioners and beneficiaries²
3. This figure excludes suspended beneficiaries³
4. This figure includes all members of the fund who left employment and in terms of the rules are entitled to receive a benefit from the fund but has not claimed the benefit⁴
5. This figure is made up of transfers in from other funds⁵
6. Exits refers to members who have no residual assets on the fund⁶
7. This figure is made up of transfers out to other funds⁷

Preparer's Name (Finance Director, Finance Manager)

Signature

Head of Pension Fund/Principal Officer

Signature

Chairman of Trustees

Signature

[Signature]

[Signature]

[Signature]

ANNEXURE D

USD Fund

Membership Statistics for the year ended 31 December 2024

	In Zimbabwe		Outside Zimbabwe	
	2024	2023	2024	2023
1. Number of principal members at beginning of year	6 843	4 232		
Number of beneficiaries at the beginning of the year				
TOTAL	6 843	4 232	-	-
2. Principal Membership as at end of year	2024	2023	2022	2021
(a) new entrants for the year	3 640	3 067		
(b) active members ¹	6 175	3 772		
(c) deferred pensioners	1	1		
(d) pensioners ²	3	3		
(e) suspended pensioners ³				
(f) members with unclaimed benefits ⁴				
(g) transfers in ⁵				
Total Membership as at end of year	9 819	6 843	-	-
3. Beneficiaries as at end of year				
(a) Pensioners:				
Surviving Spouse				
Children				
Other dependants				
(b) Suspended pensioners:				
Surviving Spouse				
Children				
Other dependants				
Total Beneficiaries as at end of year	-	-	-	-
4. Exits as at end of year⁶				
(a) Transfers out ⁷				
(b) Full commutations		1		
(c) Death	8	9		
(d) Other	656	450		
	664	460	-	-


NOTES

1. This figure excludes new entrants for the year¹
2. This figure excludes suspended pensioners and beneficiaries²
3. This figure excludes suspended beneficiaries³
4. This figure includes all members of the fund who left employment and in terms of the rules are entitled to receive a benefit from the fund but has not claimed the benefit⁴
5. This figure is made up of transfers in from other funds⁵
6. Exits refers to members who have no residual assets on the fund⁶
7. This figure is made up of transfers out to other funds⁷

Preparer's Name (Finance Director, Finance Manager)

Signature 

Head of Pension Fund/Principal Officer

Signature 

Chairman of Trustees

Signature 

PENSION AND PROVIDENT FUNDS ACT (Chapter 24:09)

MOTOR INDUSTRY PENSION FUND

DETAILED ANALYSIS OF COST OF ASSETS




	Dec 2024		Dec 2023	
	Total amount ZWG	aggregate value of assets %	Total amount ZWG	aggregate value of assets %
Section A				
Assets, at cost held in terms of section 18(2) of the Act:				
I. Local registered securities issued by:				
(a) Statutory bodies	-	0.00%	-	0.00%
(b) Investments in bills and bonds	201 100 187	21.71%	47 548 152	11.09%
Sub- total	201 100 187	21.71%	47 548 152	11.09%
Section B				
Other assets at cost				
II. Ordinary and deferred quoted share	199 303 597	21.52%	99 915 816	23.30%
III. Unquoted shares	59 870 654	6.46%	23 932 984	5.58%
IV. Money market investments	35 437 456	3.83%	15 418 533	3.59%
V. Mortgages	1 179 894	0.13%	451	0.00%
VI. Property REITS	1 573 548	0.17%	749 023	0.17%
VII. Managed property investments	60 836 429	6.57%	30 645 198	7.15%
VIII. Non-managed property investments	276 920 000	29.90%	162 683 866	37.93%
IX. Guaranteed fund *	51 285 570	5.54%	28 693 206	6.69%
X. Cash on hand or at short notice	3 818 566	0.41%	4 828 789	1.13%
Sub-total	690 225 715	74.53%	366 867 867	85.54%
XI. Other assets				
(a) Sundry debtors in Zimbabwe	28 578 620	3.09%	13 154 662	3.07%
(b) Operating assets	6 259 156	0.68%	1 328 308	0.31%
Total	926 163 677	100%	428 898 988	100%

* This is a pooled Fund product which offers smoothed returns to Pension funds and their members. It is run by Old Mutual Life Assurance Company (OMLAC), and it offers guarantees to the capital invested and the vested bonus declared only. Due to the nature of the Non-Vested Bonus Account, the Administrator (Insurer-OMLAC) reserves the right to make market value adjustments to cater for adverse market movements. The Fund is invested in diversified asset portfolio consisting mainly of Equities, Property and other asset classes. The Board of Directors of the OMLAC can make investment decisions on behalf of the investors and reserves the right to either declare or not declare a bonus at the end of every financial period. All assets under the Guaranteed Fund are registered under the Insurer-(OMLAC)

CHAIRMAN OF TRUSTEES

PRINCIPAL OFFICER

AUDITOR

PENSION AND PROVIDENT FUNDS ACT (Chapter 24:09)

MOTOR INDUSTRY PENSION FUND

DETAILED ANALYSIS OF SPLIT OF ASSETS

	Split of Assets per Sub-Account as at 31 Dec 2024			2024
	Dec 2024			Dec-24
	Total amount ZWG	Sub Account 1 amount ZWG	Sub Account 2 amount ZWG	Sub Account 3 amount ZWG
Section A				
Assets, at cost held in terms of section 18(2) of the Act:				
I. Local registered securities issued by:				
(a) Statutory bodies	-	-	-	-
(b) Investments in bills and bonds	201 100 187	104 078 475	52 520 283	44 501 429
Sub- total	201 100 187	104 078 475	52 520 283	44 501 429
Section B				
Other assets at cost				
II. Ordinary and deferred quoted share	199 303 597	144 894 646	27 009 000	27 399 952
III. Unquoted shares	59 870 654	22 805 688	12 740 187	24 324 779
IV. Money market investments	35 437 456	11 564 324	-	23 873 132
V. Mortgages	1 179 894	-	-	1 179 894
VI. Property REITS	1 573 548	475 793	1 097 755	-
VII. Managed property investments	60 836 429	37 009 992	512 151	23 314 286
VIII. Non-managed property investments	276 920 000	183 530 177	93 389 823	-
IX. Guaranteed fund	51 285 570	51 285 570	-	-
X. Cash on hand or at short notice	3 818 566	161 892	494 423	3 162 251
Sub-total	690 225 715	451 728 082	135 243 339	103 254 294
XI. Other assets				
(a) Sundry debtors in Zimbabwe	28 578 620	1 563 278	4 640 727	22 374 615
(b) Operating assets	6 259 156	1 530 115	4 054 051	674 990
Total Assets	926 163 677	558 899 950	196 458 400	170 805 327
Liabilities				
I. Tenants deposits	1 109 921	285 898	824 023	-
II. Creditors For Share Purchases	25 799	25 799	-	-
III. Unallocated Contributions	3 343 767	-	13 311	3 330 457
IV. Accrued Exits	2 531 786	366 525	151 277	2 013 986
V. Provision for Expenses	2 234 533	1 489 697	505 143	239 694
VII. Provision for Cash in Lieu of Leave	1 609 128	31 185	124 740	1 453 204
Total Liabilities	10 854 934	2 199 102	1 618 493	7 037 341
Net Assets available for benefits	915 308 744	556 700 848	194 839 907	163 767 987

CHAIRMAN OF TRUSTEES

PRINCIPAL OFFICER

AUDITOR

[Signature]

[Signature]

[Signature]

PENSION AND PROVIDENT FUNDS ACT (Chapter 24:09)

MOTOR INDUSTRY PENSION FUND

Statement of accounting policies

As at 31 December 2024

1 Summary of significant accounting policies

The principal accounting policies applied in the preparation of these financial statements have been consistently applied to all periods presented, unless otherwise stated. The policies are as follows:

1.1 Basis of preparation

The financial statements of the Fund have been prepared in accordance with in all material respects, in accordance with the financial reporting provisions established by the Monetary Policy Statement (MPS) of 6 February 2025 and in the manner required by the Pension and Provident Funds (Amendment) Regulations, 2020 (No.25) (Statutory Instrument 91 of 2020) and the Insurance and Pensions Commission Circular 26 of 2020, Circular 20 of 2021 and Circular 2 of 2022. For all periods up to and including the year ended 31 December 2024, the Fund's financial statements were prepared under the historical cost convention as well as in accordance with the Pensions and Provident Fund Act (Chapter 24:09) and statutory instrument 323 of 1991.

The financial statements include all the sub-accounts managed by the Motor Industry Pension Fund. The financial records for the respective funds are separately managed. However, the regulator requires that the Fund presents the financial statements in a specific format that provides an overview of the Fund hence the presentation of the Zimbabwean Dollar denominated (ZWG) fund and the Conversion of Sub Account 3 which is denominated in United States Dollars (USD) but presented in ZWG. So the Financial Statements for the Year ended 31 December 2024 are a result of consolidation of results of the period 01 January to 05 April 2024 and the period from 06 April to 31 December 2024. These two accounting periods had different currencies and the consolidation aims to achieve the requirements of the regulatory authorities.

To restate the comparatives, the Institute of Chartered Accountants of Zimbabwe provided guidance which stipulates that the 2023 inflated figures should be converted to USD first using the rate of 6,104.72. After converting the figures to USD we then combine them with the USD Fund figures for 2023. The combined figures were then translated to ZWG using the Institute of Chartered Accountants of Zimbabwe Guideline rate of 13.57 ZWG to USD. The same was also done for the ZWL period of 01 January 2024 to 06 April 2024, which were then combined with the actual ZWG figures post 05 April 2024 and the annual USD figures to come up with the ZWG consolidated figures for 2024. For the separate Statements for these figures please refer to note 31. The restatement is meant to provide fair presentation of comparatives in accordance with IAS 1 - Presentation of Financial Statements

1.2 Currency Conversion

The 2024 Monetary Policy Statement (MPS) issued by the Reserve Bank of Zimbabwe (RBZ) governor, Dr. John Mushayavanhu, on the 5th of April 2024 ushered in a new domestic currency. The new currency, known as the Zimbabwe Gold (ZWG), is defined as a structured currency, which means a currency that is pegged to a specific exchange rate or currency basket and backed by a bundle of foreign exchange assets. The structured currency being introduced is said to be anchored by a composite basket of foreign currency and precious metals (mainly gold) held as reserves for this purpose by the RBZ.

SI 60 of 2024 states that the ZWG shall be the unit of account for transactions previously denominated in Zimbabwe dollars. For accounting and other purposes (including the discharge of financial or contractual obligations), all assets and liabilities that were, immediately before the effective date, valued and expressed in Zimbabwe dollars, shall be deemed to be valued in ZWG as converted in terms of section 6(1) of SI 60 of 2024.

Statutory Instrument (SI) 60 of 2024, stated that all the previously existing Zimbabwean Dollar (ZWL) balances were converted into ZWG as at that date. The conversion rate of ZWG 1: ZW\$ 2,498.7242 was used as guided by the closing interbank exchange rate and the price of gold as at that date. The conversion rate of ZWG 1: ZW\$ 2,498.7242 was used in line with IPEC Circular 8 of 2024 Guideline on 2024 Currency Changes which required use of the conversion rate provided by the Reserve Bank to be applied to obtain the ZIG equivalent.

**Statement of accounting policies
for the year ended 31 December 2024 (continued)**

1.3 Financial instruments

Financial assets and financial liabilities are recognised in the Fund's statement of financial position when the Fund becomes a party to the contractual provisions of the instrument. Financial assets and financial liabilities are initially measured at fair value, except for trade receivables that do not have a significant financing component which are measured at transaction price. Transaction costs that are directly attributable to the acquisition or issue of financial assets and financial liabilities (other than financial assets and financial liabilities at fair value through profit or loss) are added to or deducted from the fair value of the financial assets or financial liabilities, as appropriate, on initial recognition. Transaction costs directly attributable to the acquisition of financial assets or financial liabilities at fair value through profit or loss are recognised immediately in profit or loss.

Financial assets

All regular way purchases or sales of financial assets are recognised and derecognised on a trade date basis. Regular way purchases or sales are purchases or sales of financial assets that require delivery of assets within the time frame established by regulation or convention in the marketplace. All recognised financial assets are measured subsequently in their entirety at either amortised cost or fair value, depending on the classification of the financial assets.

Classification of financial assets

Debt instruments that meet the following conditions are measured subsequently at amortised cost: (1) the financial asset is held within a business model whose objective is to hold financial assets in order to collect contractual cash flows; and (2) the contractual terms of the financial asset give rise on specified dates to cash flows that are solely payments of principal and interest on the principal amount outstanding. Debt instruments that meet the following conditions are measured subsequently at fair value through other comprehensive income (FVTOCI):

(1) the financial asset is held within a business model whose objective is achieved by both collecting contractual cash flows and selling the financial assets and;

(2) the contractual terms of the financial asset give rise on specified dates to cash flows that are solely payments of principal and interest on the principal amount outstanding.

By default, all other financial assets are measured subsequently at fair value through profit or loss (FVTPL).

Despite the foregoing, the fund may make the following irrevocable election / designation at initial recognition of a financial asset: income if certain criteria are met:

(1) the fund may irrevocably elect to present subsequent changes in fair value of an equity investment in other comprehensive income and;

(2) the fund may irrevocably designate a debt instrument that meets the amortised cost or FVTOCI criteria as measured at FVTPL if doing so eliminates or significantly reduces an accounting mismatch.

Financial assets designated as at FVTPL

On initial recognition, the Fund may make an irrevocable election (on an instrument-by-instrument basis) to designate investments in equity instruments as at FVTPL. Designation at FVTPL is permitted if the equity investment is held for trading or if it is a contingent consideration recognised by an acquirer in a business combination.

**Statement of accounting policies
for the year ended 31 December 2024 (continued)**

1.4 Financial instruments (continued)**Financial assets designated as at FVTPL (continued)**

Financial assets at FVTPL are measured at fair value at the end of each reporting period, with any fair value gains or losses recognised in profit or loss to the extent they are not part of a designated hedging relationship.

An impairment analysis is performed at each reporting date using a provision matrix to measure expected credit losses. The provision rates are based on days past due for groupings of various customer segments with similar loss patterns. The calculation reflects the probability weighted outcome, the time value of money and reasonable and supportable information that is available at the reporting date about past events, current conditions and forecasts of future economic conditions.

Derecognition

A financial asset (or where applicable, a part of a financial asset or is primarily derecognised (removed from the entity's statement of financial position) when the rights to receive cashflows from the asset have expired.

1.5 Cash and cash equivalents

Cash and cash equivalents include cash on hand, deposits held at call with banks, other short-term highly liquid investments with original maturities of three months or less, and bank overdrafts.

1.6 Trade and other payables

Trade and other payables are obligations to pay for goods and services that have been acquired in the ordinary course of business from suppliers. Trade and other payables are classified as current liabilities if payment is due within one year or less (or in the normal operating cycle of the business if longer). If not they are presented as non-current liabilities. Trade and other payables include obligations to pay exiting members' benefits, asset management fees, group life assurance premiums and IPEC Levies.

1.7 Provisions

Provisions are recognised when the Fund has a present legal or constructive obligation as a result of past events; it is probable that an outflow of resources will be required to settle the obligation and a reliable estimate of the amount can be made. Where the Fund expects a provision to be reimbursed, for example under an insurance contract, the reimbursement is recognised as a separate asset but only when the reimbursement is virtually certain. Where there are a number of similar obligations, the likelihood that an outflow will be required in settlement is determined by considering the class of obligations as a whole. A provision is recognised even if the likelihood of an outflow with respect to any one item included in the same class of obligations may be small. Provisions are measured at the present value of the expenditures expected to be required to settle the obligation using a pre-tax rate that reflects current market assessments of the time value of money and the risks specific to the obligation. The increase in the provision due to passage of time is recognised as a finance cost.

1.8 Income

Revenue is recognised at an amount that reflects the consideration to which the Fund expects to be entitled in exchange for transferring benefits to a member. Revenue is recognised to the extent that it is probable that the economic benefits will flow to the Pension Fund and the income can be reliably measured. The following specific recognition criteria must also be met before income is recognised:

(a) Contributions

Contributions are recognised monthly on the accrual basis.

(b) Interest

Interest income and expense presented in the statement of comprehensive income comprise interest on financial assets and financial liabilities measured at amortised cost calculated on an effective interest basis. The „effective interest rate“ is calculated on initial recognition of a financial gross carrying amount of the financial asset and the amortised cost of the financial liability.

(c) Dividends

Dividend income is recognised in profit or loss on the date on which the right to receive payment is established. For quoted equity securities, this is usually the ex-dividend date.

Statement of accounting policies

for the year ended 31 December 2024 (continued)

1.9 Taxation

In terms of the Third Schedule to the Income Tax Act (Chapter 23:06), pension funds are exempt from income tax, capital gains tax and residents tax on interest from financial institutions until such a date as the Minister may specify by notice in the Government Gazette. As no such notice has been gazetted in respect of the period covered by these financial statements, no provision for taxation has been made.

1.10 Investment Properties

The Fund accounts for investment property at fair value, in accordance with IAS 40. The fair value of investment property is determined annually by independent appraisers. Changes in fair value are recognized in profit or loss. Note that for the USD Fund its Property under construction, hence we have no rentals or property expenses.

	ZWG	ZWG
	2024	2023
- Fair value	361 070 715	194 078 088
- Rental income	14 409 622	7 112 078
- Expenses	792 286	299 700
- Net operating income	13 617 336	6 812 378

1.11 Operating Assets

The Fund accounts for property, plant, and equipment (PPE) at cost, in accordance with IAS 16. Depreciation is calculated using the straight-line method over the asset's useful life.

2 FINANCIAL RISK MANAGEMENT**2.1 Financial Risk Factors****(a) Market risk****(i) Interest rate risk**

The Fund is exposed to the risk that the fair value or future cash flows of its financial instruments will fluctuate as a result of changes in market interest rates. In respect of the Fund's interest bearing financial instruments, the Fund's policy is to transact in financial instruments that mature or re-price in the short term – i.e. no longer than 12 months. Accordingly, the Fund is subject to limited exposure to fair value or cash flow interest rate risk due to fluctuations in the prevailing levels of market interest rates.

(ii) Foreign exchange risk

The Fund conducts its activities in Zimbabwe with an informal multicurrency system in place and is exposed to foreign exchange risk arising from transactions and recognised assets and liabilities that are denominated in a currency that is not the entity's functional currency.

(iii) Price risk

The Fund is exposed to equity securities price risks because its investments in listed equities expose it to these risks at the reporting date. The maximum exposure to price risks as at the reporting date was as follows;

	Historical cost	Historical cost
	2024	2023
	ZWG	ZWG
Investments in equity holdings	199 303 597	99 915 816

MOTOR INDUSTRY PENSION FUND

Statement of accounting policies

for the year ended 31 December 2024 (continued)

(b) Credit risk

Credit risk arises from cash and cash equivalents, and deposits with banks and financial institutions, as well as credit exposures to members, including outstanding investments and advances to staff. Only approved financial institutions with sound capital bases are utilised to deposit contributions received from members.

	Current 2024	Prior 2023
	ZWG	ZWG
Cash on hand and at bank	3,818,566	698,570
Other receivables	35,437,456	19,316,963
	39 256 022	20 015 532

The fair value of cash and cash equivalents at 31 December approximates their carrying amount.

(c) Liquidity risk

Management monitors rolling forecasts of the Fund's liquidity reserve comprising of cash and cash equivalents on the basis of expected cash flow. In addition, the Fund's liquidity management policy involves projecting cash flows in major currencies and considering the level of liquid assets necessary to meet these.

"Liquidity risk is the risk that the Fund may fail to meet its payment obligations when they fall due. The Fund identifies the risk through periodic liquidity "gap analysis and maturity profile of assets and liabilities. Where major gaps appear, action is taken in advance to close or minimise the gaps.

2.2 Fair value of financial assets and liabilities

IFRS 13 specifies a hierarchy of valuation techniques based on whether the inputs to those valuation techniques are observable or unobservable. Observable inputs reflect market data obtained from independent sources: unobservable inputs reflect the Fund's market assumptions.

These two types of inputs have created the following fair value hierarchy:

Level one - Quoted prices (unadjusted) in active market for identical assets or liabilities. This level includes listed equity securities.

Level two - Inputs other than quoted prices included within level 1 that are observable for the asset or liability, either directly (that is, as prices) or indirectly (that is, derived from prices).

Level three - Inputs for the asset or liability that are not based on observable market data (unobservable inputs). This level includes equity investments and debt instruments with significant unobservable components. This level includes non listed equity investments.

The hierarchy requires the use of observable market data when available. The Fund considers relevant and observable market prices in its valuations where possible.

3 USE OF JUDGEMENTS AND ESTIMATES

When preparing these financial statements, management has made judgments and estimates that affect the application of the Fund's accounting policies and the reported amounts of assets, liabilities, income, and expenses. Actual results may differ from these estimates. Estimates and underlying assumptions are reviewed on an ongoing basis. Revisions to estimates are recognised prospectively.

Functional and presentation currency

Information about judgements made in applying accounting policies that have the most significant effects on the amounts recognised in the financial statements is included in note 1.

4 ACTUARIAL VALUATIONS [Financial Reviews]

The Trustees consulted the Actuary to perform the Financial Review of the Fund, and the Actuary credits Members allocation [accumulated] accounts each year with interest at a rate generally reflecting the return earned on the assets of the Fund. The Fund's current Financial Review was done as of 31 December 2024. The total Fair Value of assets as at 31 December 2024 amounted to ZWG 556,700,855 for Sub Account 1 and ZWG 194,839,906 for Sub Account 2. The fund's maximum liability was ZWG 257,244,256 for Sub Account 1 and ZWG 104,865,846 for Sub Account 2, giving a net surplus of ZWG 299,456,602 and ZWG 89,974,061 for Sub Account 1 and Sub account 2 respectively. As a result of the surplus the Actuary recommended a bonus of 152.69% be awarded to all contributing Members, 152.69% be awarded to all non-contributing Members, for Sub Account 1, and 149.18% be awarded to all contributing Members while 68.74% be awarded to all non-contributing Members for Sub Account 2 which the trustees adopted. Pensioners in Sub Account 1 were awarded 152.69% for 2024. The next review will be carried out as of 31 December 2025.

For Sub Account 3 (USD Fund) the total fair value of assets as of 31 December 2024 amounted to ZWG 153,767,987.06 (USD 6,347,965). The fund's maximum liability was ZWG 157,541,687.67 (USD 6,106,622), giving a surplus of ZWG 6,226,287.39 (USD 241,343). As a result, the Actuary recommended a 3.5% bonus to all Active Members and 3.5% to Pensioners. The trustees also adopted the Actuary's recommendations. The next review will be carried out as of 31 December 2025.

	ZWG 2024	USD Fund Translated to ZWG 2024	TOTAL
2024 - Current Year	751 540 755	163 767 987	915 308 744
Accumulated funds/Net Assets available for benefits			
Dormant Members	307 045 888	15 412 670	323 458 559
Contributing	330 170 383	138 446 076	468 616 459
Pensioners	14 399 027	1 176 424	15 575 451
Pensioner Guarantee Reserve	3 546 086	-	3 546 086
Adjustment	-	-	-
Death Benefit Reserve	12 969 674	4 512 029	17 481 703
Smoothing Reserve	-	3 220 788	3 220 788
Compensation Reserve	60 058 602	-	60 058 602
Stabilization reserve	23 351 096	-	23 351 096

	ZWG 2023	USD Fund Translated to ZWG 2023	TOTAL
2023 - Prior Year	382 104 216	41 762 191	423 866 407
Accumulated funds/Net Assets available for benefits			
Dormant Members	147 242 555	-	147 242 555
Contributing	159 310 577	39 618 782	198 929 359
Pensioners	7 780 748	626 576	8 407 425
Pensioner Guarantee Reserve	1 813 716	-	1 813 716
Adjustment	(169)	(358 343)	(358 512)
Data Reserve	168 164	-	168 164
Death Benefit Reserve	5 628 632	1 020 600	6 649 232
Smoothing Reserve	20 400 970	447 376	20 848 346
Compensation Reserve	30 761 805	-	30 761 805
Stabilization reserve	8 997 217	407 100	9 404 317

MOTOR INDUSTRY PENSION FUND

Notes to the financial statements

For the year ended 31 December 2024 (continued)

5a Property and equipment (Historical)

Dec-24	Motor vehicles ZWG	Furniture and Equipment ZWG	Computer Systems and Hardware ZWG	Total ZWG
Net carrying amount brought forward	889 489	97 653	341 166	1 328 308
Gross carrying amount - cost/valuation	976 020	115 964	439 699	1 531 683
Accumulated depreciation	(86 531)	(18 311)	(98 533)	(203 375)
	-	-	-	-
Additions	-	11 616	202 346	213 962
	-	-	-	-
Transfer	-	-	-	-
Gross carrying amount - cost/valuation	-	-	-	-
Accumulated depreciation	-	-	-	-
	-	-	-	-
Revaluation	3 881 341	1 147 381	1 317 215	6 345 937
	-	-	-	-
Disposals	-	10	6 847	6 857
Gross carrying amount - cost/valuation	-	19	11 336	11 355
Accumulated depreciation	-	(9)	(4 489)	(4 498)
	-	-	-	-
	-	-	-	-
Depreciation charge for the year	(1 255 255)	(77 687)	(94 138)	(1 427 080)
	-	-	-	-
Translation Losses	(1 803)	(19 875)	(187 150)	(208 828)
	-	-	-	-
Net carrying amount at 31 Dec 2024	3 513 772	1 159 098	1 586 286	6 259 156
Gross carrying amount - cost/valuation	4 851 589	1 238 423	1 692 356	7 782 368
Accumulated depreciation	(1 337 817)	(79 325)	(106 070)	(1 523 212)

PENSION AND PROVIDENT FUNDS ACT (Chapter 24:09)

MOTOR INDUSTRY PENSION FUND

Notes to the financial statements

For the year ended 31 December 2024 (continued)

6.a. Investment Property (Historical)

	December 2024		
	Managed Property ZWG	Non-Managed Property ZWG	Total ZWG
Net carrying amount brought forward	31 394 222	162 683 866	194,078,088
Gross carrying amount - cost/valuation	31 394 222	162 683 866	194 078 088
Amortisation	-	-	-
 Additions	 35 832 384	 11 239	 35 843 623
 Transfer	 -	 -	 -
Gross carrying amount - cost/valuation	-	-	-
Accumulated amortisation	-	-	-
 Revaluation Gain	 -	 -	 -
 Disposals	 (5 472 247)	 -	 (5 472 247)
Gross carrying amount - cost/valuation	(5 472 247)	-	(5 472 247)
Accumulated amortisation	-	-	-
 Amortisation charge for the Year	 -	 -	 -
 Revaluation Gain	 22 396 356	 114 224 895	 136 621 251
 Net carrying amount at 31 Dec 2024	 84 150 715	 276 920 000	 361 070 715
Gross carrying amount - cost/valuation	84 150 715	276 920 000	361 070 715
Accumulated Amortisation	-	-	-

MOTOR INDUSTRY PENSION FUND

Notes to the financial statements

for the year ended 31 December 2024 (continued)

	Current	Prior
	2024	2023
	ZWG	ZWG
6.b. Managed Property Investments		
Datvest Asset Management	37 418 720	10 863 020
ABC Asset Management	46 731 994	20 531 202
	84 150 715	31 394 222
6.c. Non-Managed Property Investments		
Motor Industry Pension Fund In-house:		
77 Central Ave Harare	28 000 000	11 714 148
17 J Chinamano Harare	36 400 000	25 466 868
14 Argyle Road Avondale Harare	89 600 000	61 351 217
Share BS24 & 23 1 Union Ave Harare	12 040 000	6 682 659
Stand 367 - TM Chiredzi	51 520 000	26 570 071
1106 Tredgold Bulawayo	48 160 000	5 373 722
317 Victoria Falls Estate	11 200 000	25 525 181
	276 920 000	162 683 866
	361 070 715	194 078 088
7 Financial assets at fair value through profit or loss		
Approved assets		
- Prescribed Assets Non-Current	186 659 537	39 022 793
Current	14 440 650	8 525 359
	201 100 187	47 548 152
Guaranteed Fund		
Old Mutual Life Assurance Company	51 285 570	28 693 206
Other assets		
- Quoted ordinary shares	199 303 597	99 915 816
- Unquoted Equities	59 870 654	23 932 984
- Tigere Property REITS	1 573 548	-
- Debentures and loans	1 179 894	232 241
	261 927 693	124 081 041
Financial assets at fair value through profit or loss	514 313 450	200 322 399
8 Trade and other receivables		
Contribution arrears	24 484 130	8 307 896
Allowance for Credit Losses Contributions	(115 977)	(54 507)
Investments interest and dividend accrued	205 596	8 750
Rental debtors	6 293 175	2 870 186
Allowance for Credit Losses Rentals	(3271 330)	-
Trade and other recoverables	725 409	1 801 788
Stocks & Prepayments	257 617	220 548
	28 578 620	13 154 661
9 Cash and cash equivalents		
Cash on hand or at short notice	35 437 456	19 316 963
Cash at bank	3 818 566	698 570
	39 256 022	20 015 532
10 Pending exits		
Benefits due to members	2 531 800	872 125

MOTOR INDUSTRY PENSION FUND

Notes to the financial statements

for the year ended 31 December 2024 (continued)

	Current	Prior
	2024	2023
	ZWG	ZWG
11 Other payables		
Rental Prepayments	481 675	20 216
Investment management fees payable	180 464	96 144
Unallocated Contributions	3 343 761	2 153 769
IPEC Levies	199 963	122 846
Other Expenses Payable	1 060 548	467 797
Staff creditors	1 609 135	644 546
Creditors For Share Purchases	25 799	13 570
Tenant deposit	1 109 922	414 688
Audit & Actuarial Fees Payable	311 866	226 880
	8 323 133	4 160 456
12 Contributions		
(a) By members	35 138 799	19 965 663
(b) By members Additional Voluntary Contributions	4 437	-
(b) By employers	35 138 799	19 965 663
(c) By employers For Admin fees	10 689 594	5 984 378
For GLA	7 126 396	3 989 586
(d) Transfer from employers for Compensation	42 002	-
	88 140 027	49 905 290
13 Investment income		
(a) Interest from investments	3 450 064	1 652 528
(b) Dividends	8 469 255	3 341 927
(c) Rental income	14 409 622	7 112 078
(d) Guaranteed fund income	60 596 656	29 016 886
	86 925 597	41 123 419
14 Fairvalue gain on financial assets		
MIPF	8 233 663	6 865 431
OMIG	12 466 358	13 152 862
Datvest	15 142 929	27 395 515
ABC	17 584 365	20 984 991
	53 427 315	68 398 799
15 Fair value gain on properties		
MIPF	484 551 633	167 080 245
OMIG	18 808 554	10 126 460
Datvest	1 697 818	2 912 486
ABC	35 068 868	31 921 174
	540 126 873	212 040 365
16 Net surplus on sale/redemption of investments		
MIPF	-	(338 098)
OMIG	(1 848)	88 915
Datvest	(155 300)	18759.2971
ABC	(134 891)	575 939
	(292 039)	345 516

MOTOR INDUSTRY PENSION FUND

Notes to the financial statements

for the year ended 31 December 2024 (continued)

	Current	Prior
	2024	2023
	ZWG	ZWG
17 Other income		
GLA reinsurance recoveries	696 679	1 127 084
Insurance Claims recoveries	24 647	17 157
Investments Written Down	-	19 535
Sundry Income	87 349	87 351
Net Monetary Loss	(543 968 449)	(52 552 828)
Profit/(loss) on foreign exchange translation	317 220 873	57 470 448
	(225,938,901)	6 168 748
Investments Written Down	7 911 910	311 732
18 Benefits		
Lump sum awards on retirement	2 654 046	573 919
Lump sum awards on retrenchment	5 169 512	2 406 603
Lump sum awards on death	1 061 873	1 391 509
Lump sum awards on resignation and dismissal	8 264 751	5 079 553
Pensions	705 649	231 028
	17 855 831	9 682 612
Transfers to Guardian Fund	338 820	398 576
19 Other operating expenses		
Actuarial fees	345 902	196 747
Audit fees	361 967	216 431
Fines and Penalties	-	1 869
Advertising and Publication costs	21 521	4 037
Amortisation, depreciation and impairment	1 427 080	147 018
Operating Assets Disposal	2 070	-
Bank charges	397 281	196 391
Board expenses	1 980 381	609 513
Cleaning and laundry	(2 656)	2 889
Computer expenses	1 252 906	662 170
Computer and equipment repairs	6 222	3 413
Consultancy fees	460 296	246 179
Custodial fees	380 246	70 629
Doubtful debts provision	1 864 245	40 879
Electrical and equipment repairs	1 923	1 033
Electricity	108 400	46 284
Entertainment expenses	2 446	2 519
IPEC levies	838 395	387 497
Internet and e-mail charges	275 801	86 550
Insurance	232 851	210 424
Investment management expenses	2 249 775	908 081
Legal fees	69 455	58 701
Motor vehicle expenses	619 417	384 955
Opening Balance Adjustment	-	1 813
Printing and stationery	77 070	35 261
Property expenses	792 286	299 700
Rates & Water Charges	682 531	142 569
Postage expenses	16 915	5 206
Rental expenses	278 388	8 810
Security charges	112 797	9 683
Staff costs	11 218 860	6 603 550
Subscriptions	52 658	33 321
Telephone and fax charges	127 060	28 366
Travel and subsistence	468 343	210 431
Valuation Fees	452 364	90 508
	27 175 196	11 953 428

20 Prescribed assets

In terms of Section 18(2)(a) of the Pension and Provident Fund Act (Chapter 24:09), registered Pension Funds shall hold not less than 35% of their book value of assets in Government Stocks and other approved holdings. However, on the 12 March 2019, the Government reviewed the prescribed asset ratio through a circular 3 of 2019 to a minimum of 20%. The Pension Fund has adhered to this regulation as the percentage of approved holdings to total assets at 31 December 2024 amounted to 21.71% for the Fund based on market value of assets.

On 20 March 2013, the Insurance and Pensions Commission (IPEC) issued a, Circular 1 of 2013, which promulgated maximum investment thresholds regarding specific investment classes for life companies and self administered pension funds. Circular 1 of 2016 then allowed organisation to register their Investments Policy Statements (IPS) with investment guidelines. On 18 January 2022, Circular 2 of 2022 was then issued with enhanced guidelines relevant to the current environment also considering the emergence of new asset classes. The Fund registered its IPS with IPEC and investment guidelines are as follows:

- a) Prescribed assets, maximum holding 40%;
- b) Bonds/Stocks, maximum holding 40%;
- c) Properties, maximum holding 40%;
- d) Quoted shares, maximum holding 60%;
- e) Unquoted shares, maximum holding 15%;
- f) Money market and cash, maximum holding 20%;
- g) Other investments, maximum holding 5%.

The fund as of 31 December 2024 has adhered to these limits.

21 Related parties

Parties are considered to be related if one party has the ability to control the other or exercise significant influence over the other party in making financial and operating decisions. The Fund has related party relationships with Motor Industry employers who employs the contributing members. They therefore contributed ZWG88,140,027 (2023: ZWG49,905,290) towards members accumulations.

22 Regulatory environment

On 30 November 2020, the Commissioner of Insurance, Pensions and Provident Funds issued Circular 26 of 2020 which revised the basis and form of Reporting in Financial Statements for Pension Funds. The circular mandates all Pension and Provident Funds; and fund administrators to adhere to the International Financial Reporting Standards (IFRSs) and Circular 20 of 2021 in preparing financial statements.

23 The operating environment

The operating environment remains constrained with the local currency liquidity challenges continuing to negatively impact formal businesses. The exchange rate volatility, high inflation and interest rates remain significant challenges facing businesses. Overheads continue to rise driven by wage inflation and the growth relentless shocks arising from the volatile economic environment.

In geo-political developments, the ongoing war in Ukraine and the conflict between Israel and Hamas in the Middle East are significant concerns. These conflicts have led to increased tensions, humanitarian crises, and economic instability. The rise of populist movements and protectionist policies in various countries is altering global economic dynamics. This shift is leading to increased trade tensions, market volatility, and decreased cooperation among nations.

24 Guaranteed Fund Investment at 5.54% of assets (Single investment exceeding 5% of Net Assets)

This is a pooled Fund product which offers smoothed returns to Pension funds and their members. It is run by Old Mutual Life Assurance Company (OMLAC), and it offers guarantees to the capital invested and the vested bonus declared only. Due to the nature of the Non-Vested Bonus Account, the Administrator (OMLAC) reserves the right to make market value adjustments to cater for adverse market movements. The Fund is invested in diversified asset portfolio consisting mainly of Equities, Property and other asset classes. The Board of Directors of the Insurer (OMLAC) can make investment decisions on behalf of the investors and reserves the right to either declare or not declare a bonus at the end of every financial period. All assets under the Guaranteed Fund are registered under the Insurer (OMLAC).

Also note 261 663 Delta Corporation equities were transferred from Sub-Account 1 to Sub-Account 2 to cater for cashflow requirements for Sub-Account 1 Payment obligations including benefit payments.

Notes to the financial statements

for the year ended 31 December 2024 (continued)

25 Foreign currency transactions and balances translated into ZWG

Financial statements particularly presented entirely in Zimbabwe Gold (ZWG) Currency are limited in providing users with useful information on foreign currency transactions and balances considering the hyper-inflation on the ZWG and the multiplicity of exchange rates currently being experienced. The following statements save to disclose the foreign currency transactions and balances that have been translated into the ZWG figures in the ZWG Fund financial statements.

STATEMENT OF COMPREHENSIVE INCOME

USD

Income

Investment Income	870 140
Other Income	27 896
Net Surplus on Sale or redemption of Investments	53 048
Total	951 084

Expenditure

Fairvalue Loss on Financial Assets	828 250
Other Operating Expenses	122 834
Total	951 084

STATEMENT OF FINANCIAL POSITION**Assets****Non Current Assets**

Investment Property	546 715
Financial Assets at fair value through profit or loss	5 870 361

Current Assets

Trade and Other Receivables	-
Cash and Cash Equivalents	399 320
Total Assets	6 816 396

Reserves and Liabilities**Reserves**

Accumulated Funds	6 775 444
-------------------	-----------

Liabilities

Current Liabilities	1 000
Other Payables	39 953
Total Reserves and Liabilities	6 816 396

STATEMENT OF CASHFLOWS**Cashflows Collected from Other operating Activities**

Other operating income	30 993
Administration expenses	(128 878)
Staff expenses	-
Bank Charges	(1 316)
Net cashflow from other operating activities (W)	(99 201)

Cashflow from Investing Activities

Purchase of investment property	(550 052)
Purchase of financial assets	(305 800)
Proceeds from sale of investment property	-
Proceeds from sale of financial assets	53 048
Rent received	481 197
Interest received	32 183
Dividends received	325 766
Investment management fees paid	(23 976)
Property Expenses	(75 860)
Investment in Loans & Money Market	344 278
Net cash inflows/ (outflows) from investing activities (X)	280 785

MOTOR INDUSTRY PENSION FUND

Notes to the financial statement (continued)

26 COMPLIANCE REPORT AS AT 31 DECEMBER 2024

Compliance Task	Full Compliance	Partial Compliance	Remedial Action
Governing board			
Audit & Risk Committee	√		None
Terms of Reference	√		
Compliance Framework			
Robust Compliance Framework	√		None
Compliance Policy	√		None
Anti- Money Laundering Policy	√		None
Independent Risk & Compliance Function			
Coronation Risk Advisors	√		None
Fines and Penalties	√		None
Compliance Training			
Board	√		None
Audit & Risk Committee	√		
Management & Staff	√		
Internal Compliance			
Policies	√		None
Procedure Manuals	√		
External Compliance			
Laws & Regulations	√		None
Contracts	√		

27 Top 20 Sponsoring Employers contribution arrears as at 31 Decemehr 2024

ZWG Fund

Sponsoring Employer	Contribution Arrears		
	30 days and below	More Than 30	Total
TRENT TYRE SERVICES	59 236	178 923	238 160
SCANLINK (PVT) LTD	98 421	93 452	191 873
AUTOWORLD -EXECUTIVE	191 484	- 1	191 483
TRANSERV	91 797		91 797
BLACKWOOD HODGE ZIMBABWE PVT LTD	87 679	- 42	87 638
ZIMOCO LTD	85 457	- 759	84 699
AUTOWORLD HARARE (PVT) LTD-GENERAL	84 508		84 508
FORMANTROS HOLDINGS T/A HELENSVALE ZUVA	8 344	76 120	84 464
WILLIAM BAIN & COMPANY	26 575	52 999	79 574
SOLATEK MARKETING	26 286	52 222	78 508
TIFF INVESTMENTS (PVT) LTD T/A TIFF SERVICE CO	15 598	58 013	73 611
DM WINDSRENS	4 086	68 547	72 633
AUTOWORLD BULAWAYO (PVT) LTD	61 550	1 873	63 424
MASHWEDE DIESEL SERVICES	37 665	18 781	56 446
R & S DIESEL PRO SERVICES	48 472	5 571	54 043
MMJ ENTERPRISES	2 250	43 969	46 219
RIVERCOME TRADING	11 522	34 565	46 087
AUTOPARTS WHOLESALERS	37 028	3 868	40 896
MIKE HARRIS HOLDINGS	6 329	33 055	39 384
BYWORD TRADING	3 181	32 962	36 143

USD Fund

Sponsoring Employer	Contribution Arrears		
	30 days and below	More Than 30 Days	Total
HUMBLE ENTERPRISES T/A MAPS PETROLEUM	1 849	38 884	40 732
ENERGY PARK PVT LTD	20 179	20 379	40 558
PUMA ENERGY	16 196	16 299	32 495
SCANLINK PVT LTD	4 336	27 409	31 744
REDAN COUPON	30 982	2	30 985
ZIMBABWE MOTOR DISTRIBUTION MIMOSA	4 922	19 861	24 782
PICKGLOW TRADING T/A GLOW PETROLEUM	23 948	- 1 832	22 115
AUTOWORLD EXECUTIVE HARARE	18 802	1	18 803
DA MOTORS	18 686	- 2	18 684
TRANSERV	18 924	- 724	18 200
GAMMA ENERGIES	1 436	16 129	17 565
SMART HR	17 127	- 297	16 830
MOUNT MERU PETROLEUM ZIMBABWE	2 028	13 943	15 971
FARAMATSI MOTORS	2 231	11 154	13 385
FREXZIM (PVT) LTD	671	11 400	12 070
SKM MOTORCYCLES	2 784	8 440	11 224
CYBEX	1 828	9 141	10 969
THE NATIONAL EMPLOYMENT COUNCIL OF MOTOR	3 601	7 202	10 804
SWISS MOTORS PVT LTD	1 009	9 140	10 149
KOPJE SPARE PARTS DISTRIBUTORS	4 729	4 729	9 458

28 Motor Industry Pension Fund Investment Policy statement

An investment policy statement is the Fund-specific document designed to address the overall policies that govern investment-related activities of the Pension Fund. The detailed document describes the parameters for investing Pension Fund money and identifies the investment objectives, preferences or tolerance for risk, constraints on the investment portfolio, and how the investment process will be managed and monitored.

Statement of Objectives

The assets of the Fund are invested under the supervision of the Board. After reviewing expected short-term and long-term cash flow requirements of the Fund, as well as considering the investment time horizon and risk tolerance level believed to be appropriate for the invested assets. The following major set of objectives were established:

- Value preservation of capital.
- Pay all benefit and expense obligations when due.
- Achieve a funding cushion to reduce the impact of possible future downturns in the Fund's funded status.
- Achieve or exceed actuarial values assumptions.
- Control risk exposure through reasonable and rational diversification of the assets into various asset classes.
- Contain costs of administering and managing the portfolio.

Investment and Allocation Policy

Investment Horizon: The investment guidelines are based on the expectation that the investment horizon will be several years in length. Short-term variability in returns should be expected. Because of this, the Fund's strategic asset allocation is established with moderate to long-term perspective in mind. The Fund is required to pay retirement benefits to participants as they come due. Therefore, sufficient liquid reserves must be available to satisfy this obligation.

Risk Tolerances: The Board is cognisant of the fact that some of the Fund's investment objectives are not guaranteed and that there will be time periods for which these objectives will not be met. Through its Risk and Compliance Committee, it identifies some certain acceptable level of risk that must be assumed to achieve the Fund's investment objectives and accepts the inevitable fluctuations in returns that will occur. The ability to withstand short and intermediate term variability was specifically considered in the development of the IPS risk tolerances.

Allowable Investments: Stocks, Bonds, Short term Money Market, Properties, Unit Trusts, Private Equity/Alternative investments and Exchange Traded Funds (ETFs)

Overall Asset Allocation Policy-Based on the Fund's time horizon, risk tolerances, liquidity needs, and asset class preferences and constraints, an efficient or optimal portfolio was identified. The allocation is reviewed at least annually and modified as necessary to meet the needs of the Fund.

Performance Measurement -The Board of Funds through its Finance and Investments Committee (FIC) monitors the performance of Fund against long-term performance objectives and agreed benchmarks as well as compliance with operating parameters to ensure the investment approach aligns with the Board's investment policy and beliefs.

Table 1

Table 1

2015 EQUITY HOLDINGS AND MOVEMENTS FOR 2024

ZWG FUND				OMIG				ABC				DATVEST				MIFP-INHOUSE				TOTAL FOR THE FUND			
	Opening Quantity	Purchased (Sold)	Closing Quantity	Opening Quantity	Purchased (Sold)	Closing Quantity	Opening Quantity	Purchased (Sold)	Closing Quantity	Opening Quantity	Purchased (Sold)	Closing Quantity	Opening Quantity	Purchased (Sold)	Closing Quantity	Opening Quantity	Purchased (Sold)	Closing Quantity	Opening Quantity	Purchased (Sold)	Closing Quantity	Market Value (ZWG)	
ZSE EQUITY HOLDINGS:																							
ACDIS																							
ART																							
British American Tobacco																							
CBZH																							
DELTA CORP																							
Ecocast Holdings 2im Ltd (EHL)																							
ECONET																							
FBIC HOLDINGS																							
FIRST MUTUAL PROPERTIES																							
HIPPO																							
MASH HOLDINGS																							
MEIKLES																							
NAMPAK																							
NMB																							
OK																							
SEDECOR ZIMBABWE																							
TANGANDA TEA																							
TSL																							
ZBFH																							
ZINRE																							
VFX EQUITY HOLDINGS:																							
AXIA CORP																							
BINDURA NICKEL																							
Calsonica Mining Corporation Plc																							
EDGARS																							
FCB																							
INNSCOR																							
NATFOODS																							
NEDBANK DRs																							
PACENGA																							
SEEDCO INTERNATIONAL																							
SINUSA																							
FOREIGN EQUITY HOLDINGS:																							
ANGLOGOLD																							
NEDBANK																							
OLD MUTUAL LIMITED Plc																							
PIC																							
QUILTER PLC																							
TOTAL QUOTED SHARES																							
UNQUOTED EQUITY HOLDINGS:																							
LAUGE Properties																							
AlfaAsset (KINGDOM FINANCIAL)																							
ASTRA																							
COTICCO (AICC)																							
OLD MUTUAL Zimbabwe																							
TENPIL INV																							
TSL Properties Ltd																							
TZJ																							
TOTAL UNQUOTED SHARES																							
UNQUOTED EQUITY HOLDINGS:																							
TSL Properties Limited																							
TOTAL UNQUOTED SHARES																							

USD FUND				MIFP-INHOUSE				TOTAL FOR THE FUND			
	Opening Quantity	Purchased (Sold)	Closing Quantity	Opening Quantity	Purchased (Sold)	Closing Quantity	Market Value ZWG	Opening Quantity	Purchased (Sold)	Closing Quantity	Market Value ZWG
VFEX EQUITY HOLDINGS:											
AXIA CORP											
Calsonica Mining Corporation Plc											
INNSCOR											
PACENGA											
SEDECOR INTERNATIONAL											
SINUSA											
TOTAL QUOTED SHARES											
UNQUOTED EQUITY HOLDINGS:											
TSL Properties Limited											
TOTAL UNQUOTED SHARES											

MOTOR INDUSTRY PENSION FUND

Notes to the financial statement (continued)

30.a. ASSETS WITH ASSET MANAGERS

ZWG FUND	OMIG	DATVEST	ABC	TOTAL
	ZWG	ZWG	ZWG	ZWG
Opening Balance	33 869 340	33 321 040	44 704 970	111 895 350
Interest Income	11 452		78 202	89 655
Dividend Income	2 059 333	1 447 970	2 059 113	5 566 416
Rental Income		-	723 868	723 868
Profit/(Loss) on Property Disposal	-	(3 275 384)	-	(3 275 384)
Profit/(Loss) On Sale Of Shares	(1 394)	-	(94 856)	(96 250)
Sundry Income		60 708		60 708
Unrealised Gain/(Loss)Local Equity	12 288 062	13 721 679	15 691 029	41 700 771
Unrealised Gain/(Loss) Foreign Equity	93 921	1 265 950	1 893 336	3 253 207
Unrealised Gain/(Loss)Prop Linked Inv	9 265 679	(533 284)	35 068 868	43 801 263
Pft/Loss On Foreign Exchange	27 079 009	23 582 876	15 232 403	65 894 288
Investments Written Up/Down		(5 472 247)		(5 472 247)
Rates & Water Charges	-	(145 000)		(145 000)
Security	-	(26 360)		(26 360)
Valuation Fees		(101 508)		(101 508)
Custodial Fees	(9 896)	(67 796)	(52 023)	(129 714)
Management Fees	(412 772)	(345 430)	(451 791)	(1 209 994)
Transfers/(Disinvestment)	47 000	16 433 760	(3 228 689)	13 252 071
Closing Balance	84 289 734	79 866 974	111 624 431	275 781 139
Represented By:				
Quoted Equities	15 986 743	24 644 920	29 406 246	70 037 910
Unquoted Equities	35 163 819	-	22 765	35 186 585
Managed Properties	-	14 104 434	23 417 708	37 522 143
Call Account	248 366	133 428	947 605	1 329 399
Current Account	2 491 678	5 511 760	463 812	8 467 250
VFEX Quoted Equities	15 995 707	13 388 457	20 144 295	49 528 459
Foreign Quoted Equities	1 612 074	2 984 055	4 704 808	9 300 936
Prescribed Foreign Holdings	12 817 145	-	-	12 817 145
Prescribed Holdings		19 099 919	30 749 523	49 849 442
Money Market	-		1 767 669	1 767 669
Creditors for Share Purchases	(25 799)			(25 799)
Assets Under Management	84 289 734	79 866 974	111 624 431	275 781 139

Notes to the financial statement (continued)

30.b. ASSETS WITH ASSET MANAGERS

USD FUND	OMIG	DATVEST	TOTAL
	ZWG	ZWG	ZWG
Opening Balance	50 486 395	-	50 486 395
Interest Income	279 672	-	279 672
Dividend Income	782 143	-	782 143
Unrealised Gain/(Loss)Local Equity	(363 964)	-	(363 964)
Unrealised Gain/(Loss)Foreign Equity	592 300	-	592 300
Investments Written Up/Down	-	(1818 225)	(1818 224)
Custodial Fees	(73 324)	(20 546)	(93 870)
Management Fees	(517 429)	(10 844)	(528 274)
Transfers/(Disinvestment)	4 514 738	37 949 594	42 464 331
			-
Closing Balance	55 700 529	36 099 979	91 800 508
Represented By:			
Call Account	2 172 424	12 785 693	14 958 117
Money Market	3 990 040	-	3 990 040
Quoted Equities	17 069 530	-	17 069 530
Unquoted: TSL Properties Ltd	24 324 768	-	24 324 768
Managed Property	-	23 314 286	23 314 286
Prescribed Foreign Holdings	8 143 766	-	8 143 766
			-
Assets Under Management	55 700 529	36 099 979	91 800 508

MOTOR INDUSTRY PENSION FUND

Notes to the financial statement (continued)

31. Appendix of underlying Financial Statements

The Motor Industry pension fund administers two funds separated by the functional currency in use. That is a ZWG Fund, which is solely funded in ZWG and benefits are payable in ZWG, and a USD Fund funded in USD and benefits are payable in USD. The main accounts show a consolidated ZWG position which combines the two Funds. However there has been currency changes on the ZWG fund which originally was reported as ZVL with effect from the 6th of April 2024.

The section below summarises the financials in ZVL from 01 January to 05 April 2024, and the new ZWG currency period from 06 April 2024 to 31 December 2024. In addition, the USD fund financials are also summarised for the full year to 31 December 2024. For detailed disclosures on the currency conversion refer to note 1.2 Currency Conversion.

31.a. AUDITED ZVL FUND AS AT 05 APRIL 2024

STATEMENT OF PROFIT OR LOSS AND OTHER COMPREHENSIVE INCOME
For the period ended 05 April 2024STATEMENT OF FINANCIAL POSITION
As at 05 April 2024

	Notes	Inflation Adjusted	Historical cost		Notes	Inflation Adjusted	Historical cost
		05 Apr 2024	05 Apr 2024			05 Apr 2024	05 Apr 2024
		ZWL	ZWL			ZWL	ZWL
Income				Assets			
Contributions	12	2 324 096 352	2 115 336 023	Non current assets			
Transfer from other funds		-	-	Property and equipment	5	573 668 003	418 533 155
Investment income	13	28 768 456 055	27 264 981 537	Investment property	6	327 515 775 650	327 515 775 650
Fairvalue gain/(loss) on financial asset	14	193 596 235 558	184 745 481 808	Financial assets at fair value through profit or loss	7	401 614 428 412	401 614 428 412
Fairvalue gain on properties	15	217 995 024 729	217 791 251 508				
Other income	17	169 827 051 008	162 666 154 154				
Net surplus on sale/redemption of investments	16	(52 467 766)	(50 239 331)				
				Current assets			
Total income		612 458 395 935	594 532 965 700	Trade and other receivables	8	11 499 214 568	11 499 214 568
				Cash and cash equivalents	9	25 091 897 325	25 091 897 325
Expenditure							
Benefits	18	226 752 822	210 223 330				
Transfer to other funds		-	-	Total assets		766 294 983 957	766 139 849 110
Fairvalue loss on financial assets	14	-	-				
GLA premiums		54 756 931	50 477 222	Reserves and liabilities			
Other operating expenses	19	2 177 317 567	2 052 565 070	Reserves			
Net loss on sale of operating assets		-	-	Accumulated funds		764 133 460 310	761 862 989 439
				Revaluation Reserve			
Total expenditure		2 458 827 321	2 313 265 622				
Surplus before net monetary (loss)		609 999 558 614	592 219 700 078	Liabilities			
Net monetary (loss)/Gain		(17 762 884 408)	-	Current liabilities			
Surplus for the year		592 236 684 206	592 219 700 078	Pending exits	10	29 099 993	29 099 993
				Other payables	11	2 132 423 655	2 132 423 655
Total comprehensive income		592 236 684 206	592 219 700 078	Total reserves and liabilities		766 294 983 957	764 024 513 087

Notes to the financial statement (continued)

31.b. AUDITED ZWG OPENING VALUES OF THE ZWG FUND AS FROM 06 APRIL 2024

The Audited ZWL position was then converted into ZWG from ZWL using the rate of ZWG 1: ZWL 2 496.7242 as per RBZ guidelines. The Converted Values are shown below:

STATEMENT OF PROFIT OR LOSS AND OTHER COMPREHENSIVE INCOME
For the period ended 05 April 2024

	Notes	Inflation Adjusted	Historical cost
		05 Apr 2024 ZWG	05 Apr 2024 ZWG
Income			
Contributions	12	930 113	846 566
Transfer from other funds		-	-
Investment income	13	11 513 258	10 911 581
Fairvalue gain/(loss) on financial assets	14	77 478 033	73 935 924
Fairvalue gain on properties	15	87 242 532	87 160 981
Other income	17	67 965 505	65 099 683
Net surplus on sale/redemption of investments	16	(20 998)	(20 106)
Total income		245 108 442	237 934 609
Expenditure			
Benefits	18	90 747	84 132
Transfer to other funds		-	-
Fairvalue loss on financial assets	14	-	-
GLA premiums		21 914	20 201
Other operating expenses	19	871 372	621 445
Net loss on sale of operating assets		-	-
Total expenditure		984 033	925 779
Surplus before net monetary (loss)		244 124 409	237 008 830
Net monetary (loss)/Gain		(7 108 782)	-
Surplus for the year		237 015 627	237 008 830
Total comprehensive income		237 015 627	237 008 830

STATEMENT OF FINANCIAL POSITION
As at 05 April 2024

	Notes	Inflation Adjusted	Historical cost
		05 Apr 2024 ZWG	05 Apr 2024 ZWG
Assets			
Non current assets			
Property and equipment	5	229 584	167 499
Investment property	6	131 073 200	131 073 200
Financial assets at fair value through profit or loss	7	160 727 794	160 727 794
		292 030 578	291 968 492
Current assets			
Trade and other receivables	8	4 602 034	4 602 034
Cash and cash equivalents	9	10 041 884	10 041 884
		14 643 918	14 643 918
Total assets		306 674 496	306 612 410
Reserves and liabilities			
Reserves			
Accumulated funds		305 809 445	305 747 359
Revaluation Reserve		-	-
Liabilities			
Current liabilities			
Pending exits	10	11 646	11 646
Other payables	11	853 405	853 405
		865 051	865 051
Total reserves and liabilities		306 674 496	306 612 410

Notes to the financial statement (continued)

31.c. AUDITED ZWG AND USD FUND VALUES FOR THE PERIOD TO 31 DECEMBER 2024

Please note that for ZWG the Figures below are from 06 April 2024, while for the USD Fund the figures are for the full 2024 year.

STATEMENT OF PROFIT OR LOSS AND OTHER COMPREHENSIVE INCOME
For the year ended 31 December 2024STATEMENT OF FINANCIAL POSITION
As at 31 December 2024

	Notes	Historical cost	Current		Notes	Historical cost	Current
		for 9 Months Dec 2024 ZWG	Dec 2024 USD			Dec 2024 ZWG	Dec 2024 USD
Income				Assets			
Contributions	12	10 245 939	4 670 467	Non current assets			
Investment income	13	56 387 697	170 520	Property and equipment	5	5 584 166	26 164
Fairvalue gain/(loss) on financial assets	14	53 156 465	26 928	Investment property	6	314 442 143	903,707
Fairvalue gain on properties	15	248 423 775	63 041	Financial assets at fair value through profit or loss	7	416 907 417	3 775 647
Other income	17	93 471 936	59 606			736 933 726	4 705 518
Total income		459 685 812	4 990 562	Current assets			
Expenditure				Trade and other receivables	8	6 204 005	867 284
Benefits	18	8 413 255	553 591	Cash and cash equivalents	9	12 220 629	1 047 944
Transfer to other funds	18	338 620	-			18 424 634	1 915 228
Fairvalue loss on financial assets	16&14	251 550	-	Total assets		755,358,361	6 620 746
Investments Written Down	17	-	70 478	Reserves and liabilities			
GLA premiums		139 761	272 261	Reserves			
Other operating expenses	19	11 419 614	823 805	Accumulated funds	4	751 540 761	6 347 965
Total expenditure		20 563 000	1 720 135	Liabilities			
Surplus for the year		439 122 812	3 270 427	Current liabilities			
				Pending exits	10	517 802	79 066
				Other payables	11	3 299 798	194 715
						3 817 600	272 781
				Total reserves and liabilities		755 358 361	6 620 746

32. Prescribed Asset Position as at 31 December 2024

NON CURRENT

Type of	Current Value of	
Instrument	Issuer	Investment/Market Value
Equity	Afrex-Prescribed Equity	7,199,290.71
Equity	Brick & Mortar Fund	30,749,522.43
Bond	IPHC Housing Bond	0.38
Preference Shares	Zimcampus(Pvt) Ltd-Pref Shares	67,665,982.00
Equity	East & Southern Africa Trade Fund(ESATF)-TDB-Trade Finance*	5,617,854.27
Bond	IDB Series 2 2022B**	656,056.37
Property Development	Fairview Stands	19,099,919.48
Debenture	Frontier Convertible Debenture	9,644,504.02
REIT	Eagle Real Estate Investment Trust (Eagle REIT)	13,752,472.44
Equity	East & Southern Africa Trade Fund-TDB-Trade Finance*	8,143,766.06
REIT	Eagle Real Estate Investment Trust (Eagle REIT)	24,130,169.31
		186,659,537.46

CURRENT

Type of	Current Value of	
Instrument	Issuer	Investment/Market Value
Note	Origen Corporation (Pvt) Ltd	2,213,156.31
Bond	Origen Corporation (Pvt) Ltd-Grain Linked Note	12,227,494.21
		14,440,650.52